



# VSware for parents

# VSware – first time set up

This is our school information management system.

Parents have access (on your phone or computer) to this system for the following:

- viewing a student's term reports
- subject choices (1st and 5th years only)

HOW?

1. The school sends a text message to your phone; it contains a username and instructions to go to [errigalcollege.vsware.ie](http://errigalcollege.vsware.ie)
2. Click on create/reset password and a text is sent to the phone
3. Use this code to confirm who you are
4. Create a password

Please save your username and password for future use.

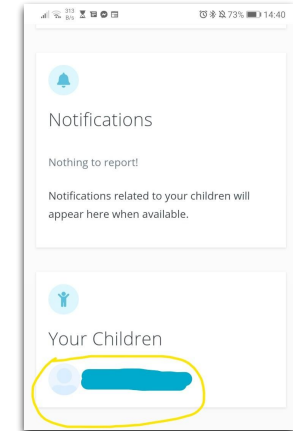
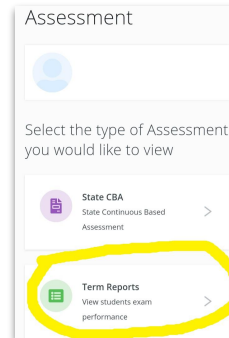


# VShare - access

1. Using your username and new password, log onto the VShare app or <https://errigalcollege.vshare.ie/>.



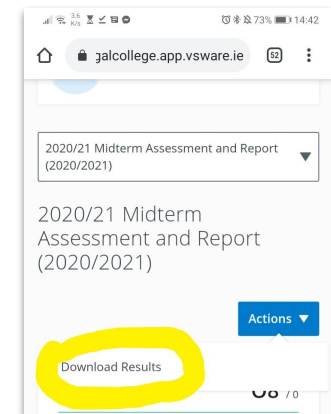
2. Go to your child's name (only one account is created if you have several children in the school) and click on the name



3. Go to "Assessment" and click on this to view term reports (and CBA results for 2nd years)



4. You can click on "Actions" to download/print (in Microsoft Word format).



*\*All screenshots are taken from a smartphone, but the same options apply when accessed through a browser on your computer*